

# Wood Sliding Folding System



- Ideal for wood sliding folding doors, partitions and room dividers
- Precision roller system has good load bearing and life
- Bottom Track for smooth rolling
- Special guide roller provided in bottom track for smooth rolling which is to avoid noise while sliding
- Minimum door thickness 40mm
- Recommended to use Ebco concealed hinge 3D / Ebco Butt Hinges SS304 (not included) and Latch cranked (not included)
- Load capacity: 60 kgs. per panel

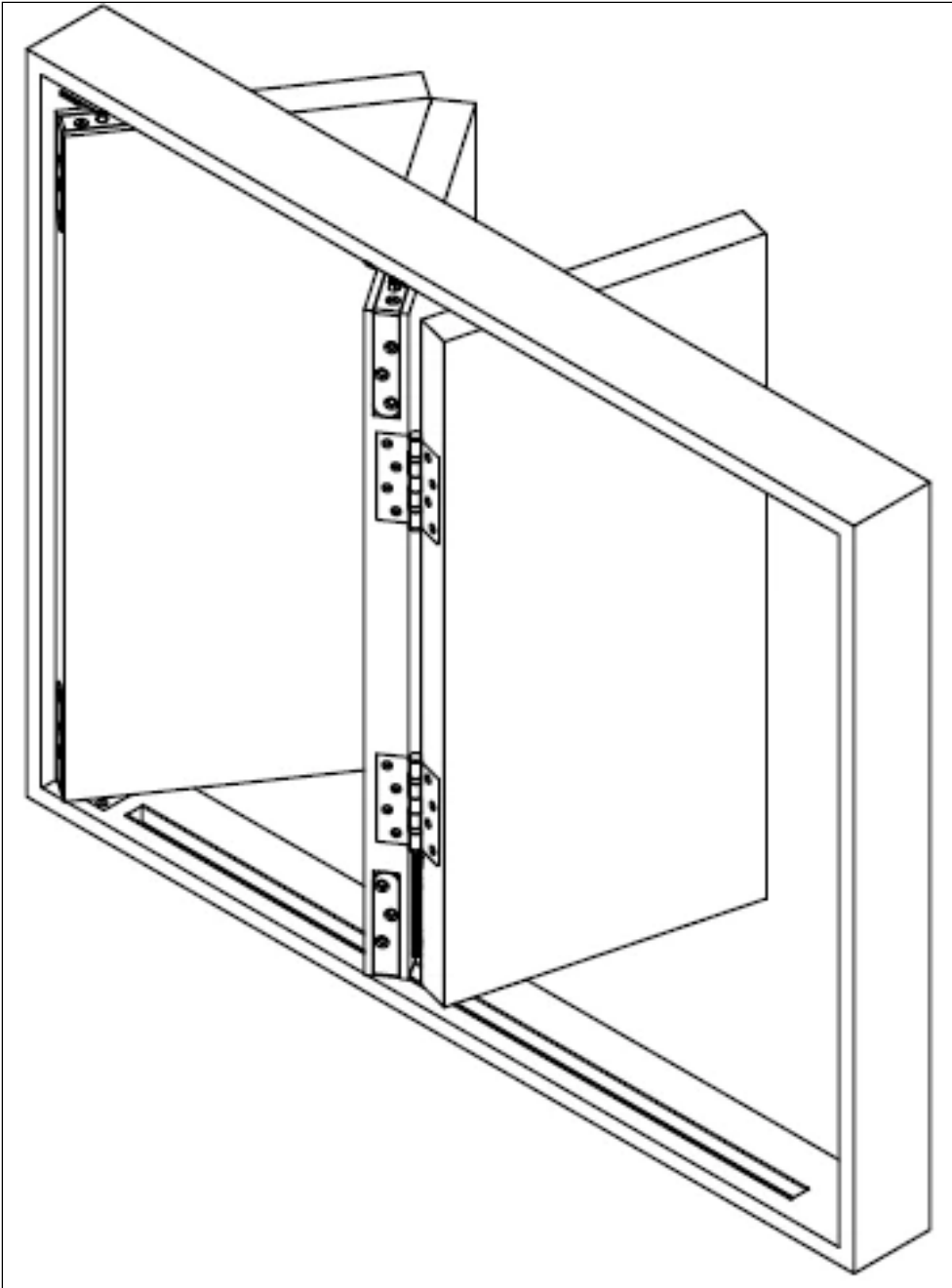


## Specifications

Model	Code	Size	Finish
Wood Sliding Folding System – Top Sliding Assembly	WSFS-TS	Min door thk – 40mm, Max door weight – 60 kg	Zinc White
Wood Sliding Folding System – Bottom Sliding Assembly	WSFS-BS	Min door thk – 40mm, Max door weight – 60 kg	Zinc White
Wood Sliding Folding System – Fixed Assembly	WSFS-FA	–	Zinc White / Zinc Black
Wood Sliding Folding System – Moving Assembly	WSFS-MA	–	Zinc White / Zinc Black
Top Track	WSFS-TT-2	2.44m	Anodized Silver
Top Track	WSFS-TT-3	3.66m	Anodized Silver
Bottom Track	GSFFI-BT2	2.44 meters	Anodized Silver
Bottom Track	GSFFI-BT3	3.66 meters	Anodized Silver

## Fitting Instructions

1. Cut a slot of 20 x 18mm deep in base for Bottom Track as shown in fig. 1 & fig.2. Also fit the Top Track on top face in line with the Bottom Track.
2. Cut the door sizes as shown in fig. 3.
3. Cut a cavity in the cabinet for fixed door as shown in fig.2.
4. Cut a cavity in the door for Top Fixed Assembly & Bottom Fixed Assembly as shown in fig. 4 & screw it with the help of screw (Not Provided).
5. Cut a cavity in the door for Top Moving Assembly & Bottom Moving Assembly as shown in fig. 4 & screw it with the help of screw (Not Provided).
6. Slide in the door assembly in Top & Bottom Track.
7. The door is hang on the Top Fixed Assembly & Top Moving Assembly and slim nut is tightened. Height adjustment of 8mm is available (Refer fig. 1).
8. For multiple door assembly recommended use Ebco Butt Hinges SS304 – Welded (without Bearing) & Latch Cranked



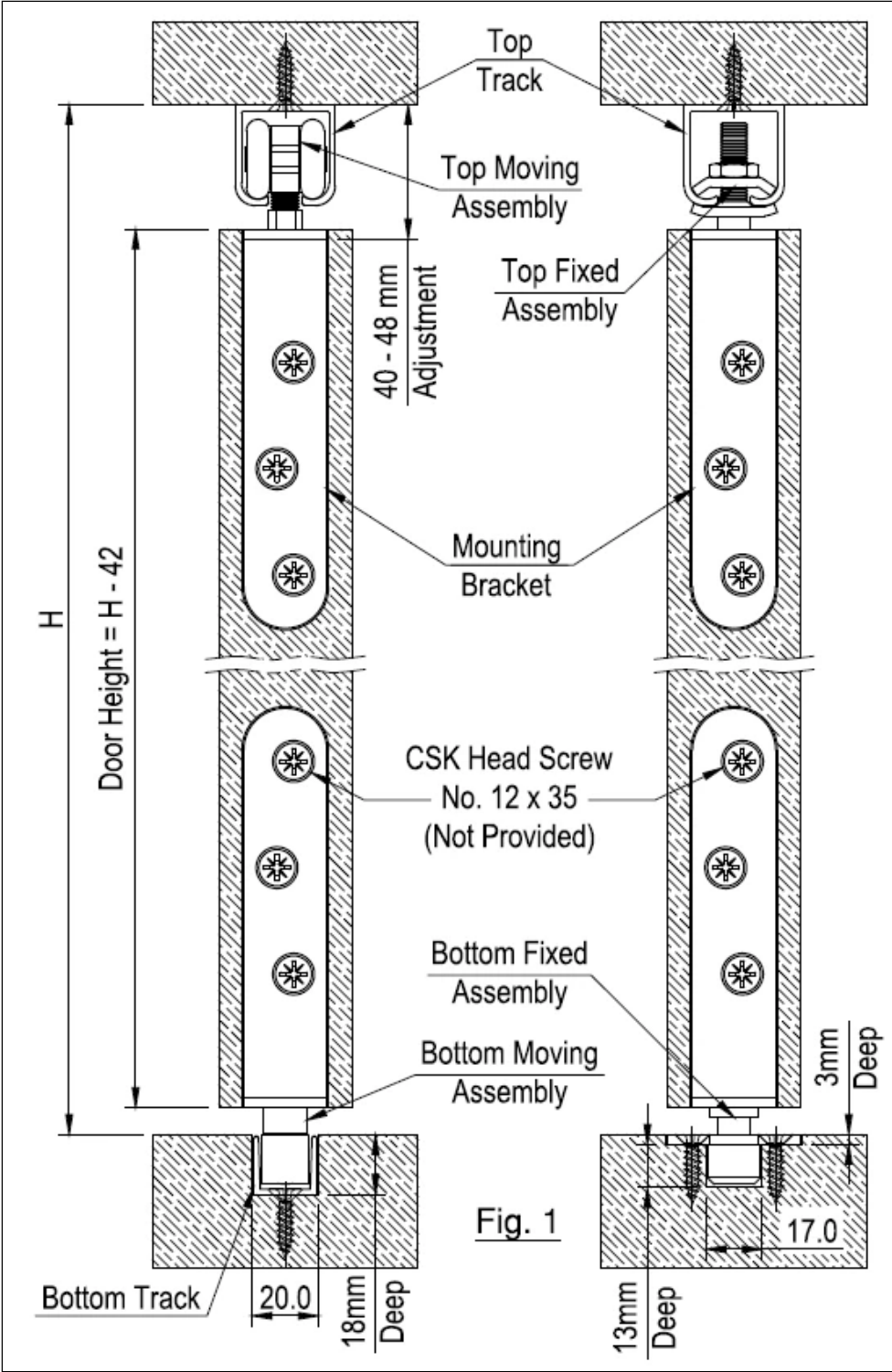
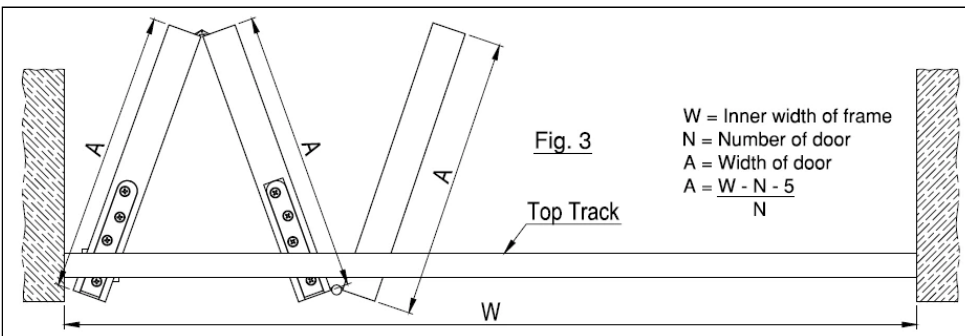
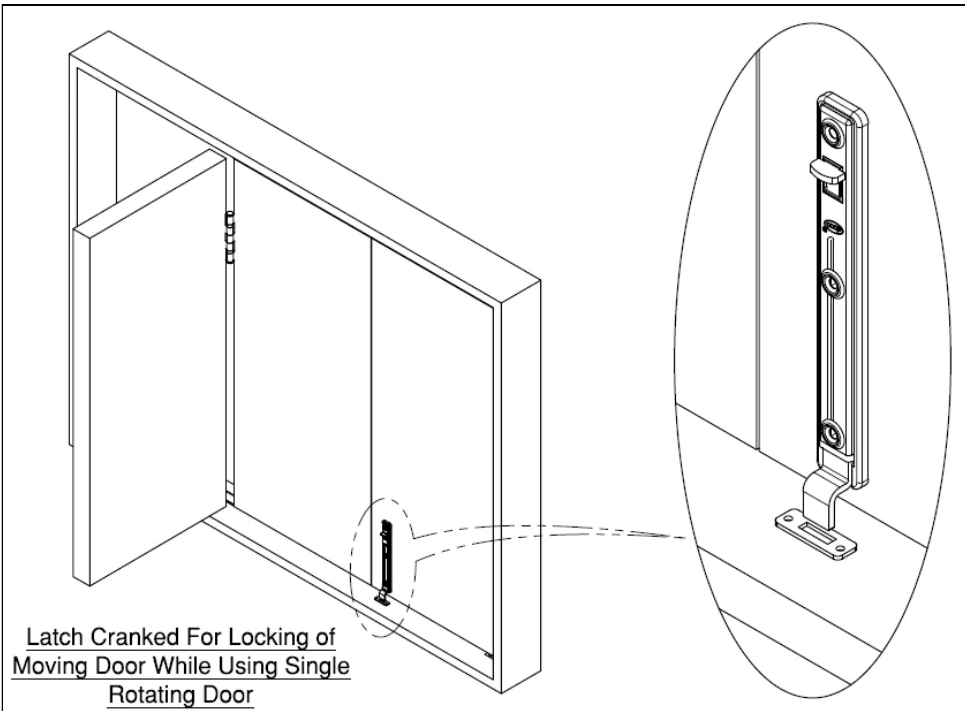
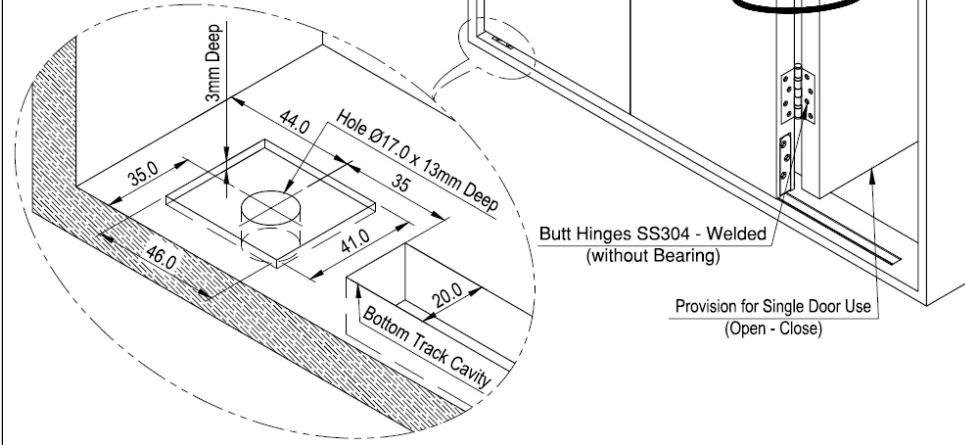


Fig. 1

Item	Qty. for 2 Door	Qty. for 3 Door	Qty. for 4 Door	Qty. for 5 Door
Fixed Assembly	01	01	01	01
Moving Assembly	01	01	02	03
Ebco concealed hinge 3D / Butt Hinges SS304 - Welded (without Bearing) (Not Included)	01	02	03	04
Latch Cranked (Not Included)	01	01	01	01

Fig. 2



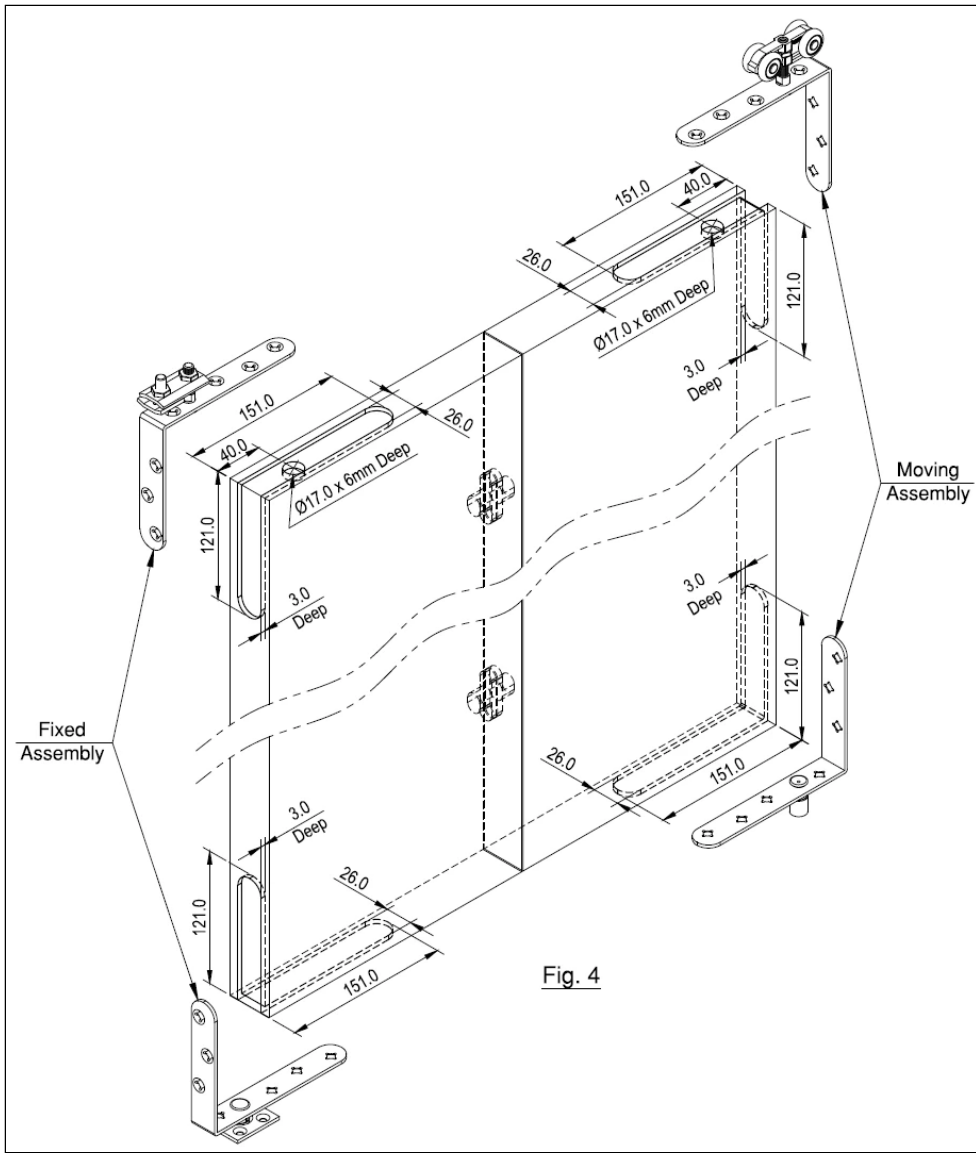


Fig. 4